

Bridgelux® Pallas-D Single Channel 30W (DALI-2) Brick Driver

Product Data Sheet DS1219

Product Feature Map

Bridgelux Pallas-D (DALI) Single Channel 30W Driver provides dynamic constant current output for LED modules and arrays. This Driver interoperates with DALI-2 standard lighting systems and protocols and allows for simple integration of Bridgelux's and all major brands White Arrays and Linear modules. Please visit www.bridgelux.com for more information.

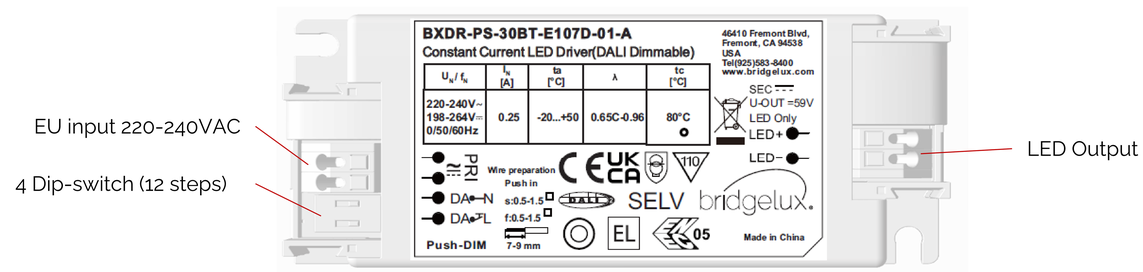

Product Nomenclature

The part number designation for Bridgelux Pallas-D (DALI) Single Channel 30W Driver is explained as follows:

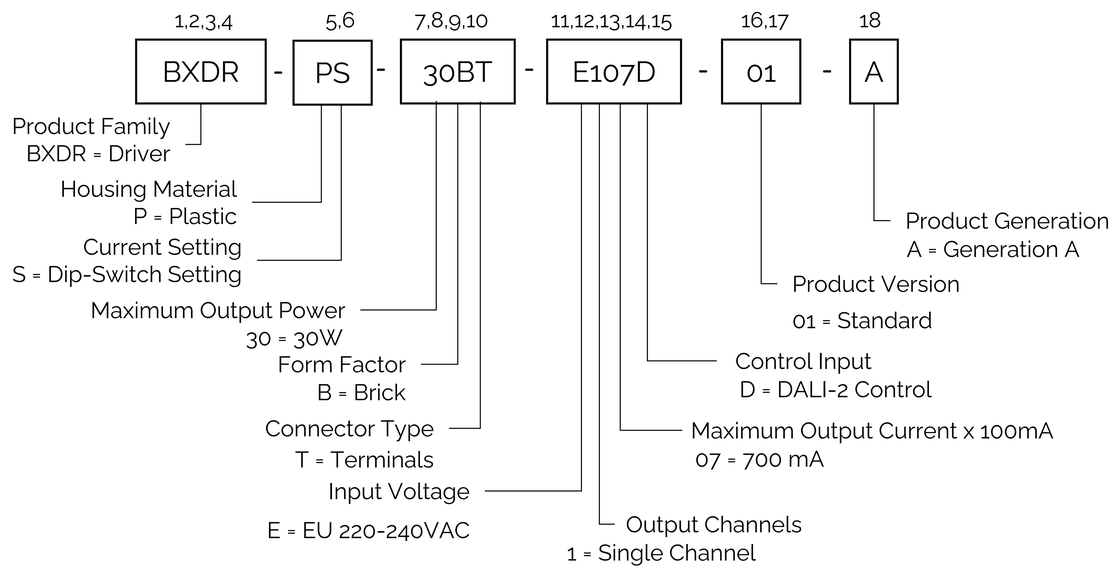

Table 1: Product Selection Guide

Part Number	Configuration
BXDR-PS-30BT-E107D-01-A	Brick with terminal block
BXAC-SR-Pallas-D-01-A	Strain Relief Accessories

Electrical Characteristics

Table 2: Input Electrical Characteristics

Parameter	Unit	Specification
Nominal voltage	V	220 – 240
Nominal frequency	Hz	0/50 / 60
AC voltage range	V	198 – 264
DC voltage range	V	198 - 280
Nominal current	A	0.25
Power factor (Full load)	-	≥ 0.95
THD (Full load)	%	≤ 6
Efficiency (Full load)	%	≥ 87
NO load	W	≤ 0.5
Protection class	-	I, II
Inrush current(Cold start)	A pk	< 4.64 (th = 41.6 µs)
Max. units per circuit breaker	-	B10: 22 B16: 32 B20:38 C10: 27 C16: 41 C20:47

Table 3: Output Electrical Characteristics

Parameter	Unit	Specification											
Nominal voltage range	V	24-42V											
Maximum voltage(Open Circuit)	Vdc	≤ 59											
Nominal current	mA	150	200	250	300	350	400	450	500	550	600	650	700
Current accuracy	%	+/- 10	+/- 8	+/- 7		+/- 5							
Dimming		Yes DALI-2（IEC 62386-101,102,207）& Push Dim											
Dimming Range		1% - 100%											
Current ripple LF < 3KHz	%	≤ 4											
Pst LM	-	≤ 0.05											
SVM	-	≤ 0..01											
Maximum power	W	30											
Galvanic isolation	-	SELV											

Electrical Characteristics

Figure 1: Power Factor vs. Load

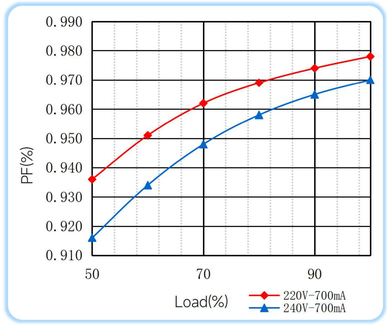

Figure 2: Total Harmonic Distortion vs. Load

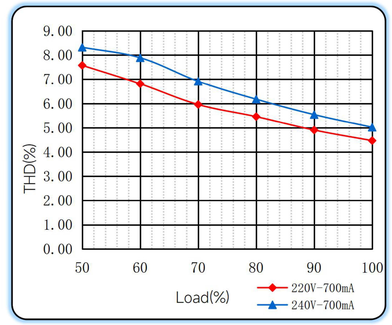

Figure 3: Efficiency vs. Load

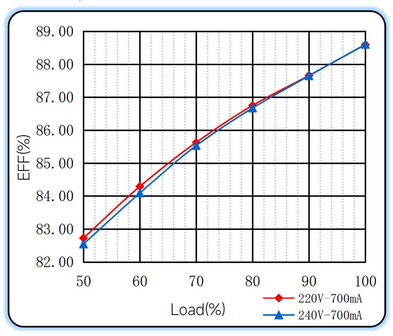

Figure 4: Expected Life Time

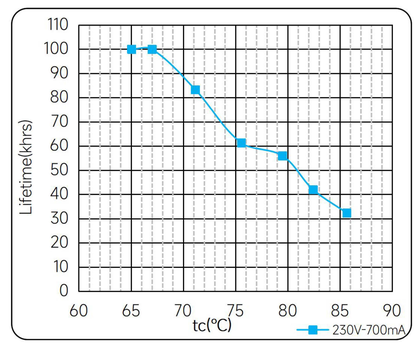

Figure 5: Operating Window

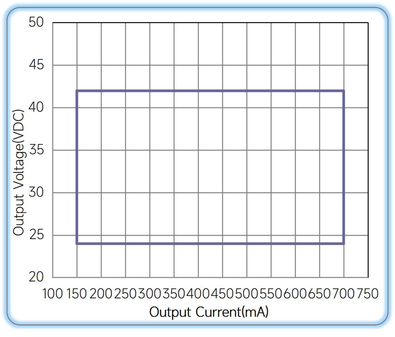

Mechanical Characteristics

Table 4: Product Mechanical data

Characteristics	Specification
Dimensions	97.0 mm (L) x 43.0 mm (W) x 30.0 mm (H) 131.0 mm (L) x 43.0 mm (W) x 30.0 mm (H) with SR
Enclosure Materials	PC Plastic
Weight	188 g
Ingress Protection	IP20

Figure 6: Mechanical Drawing

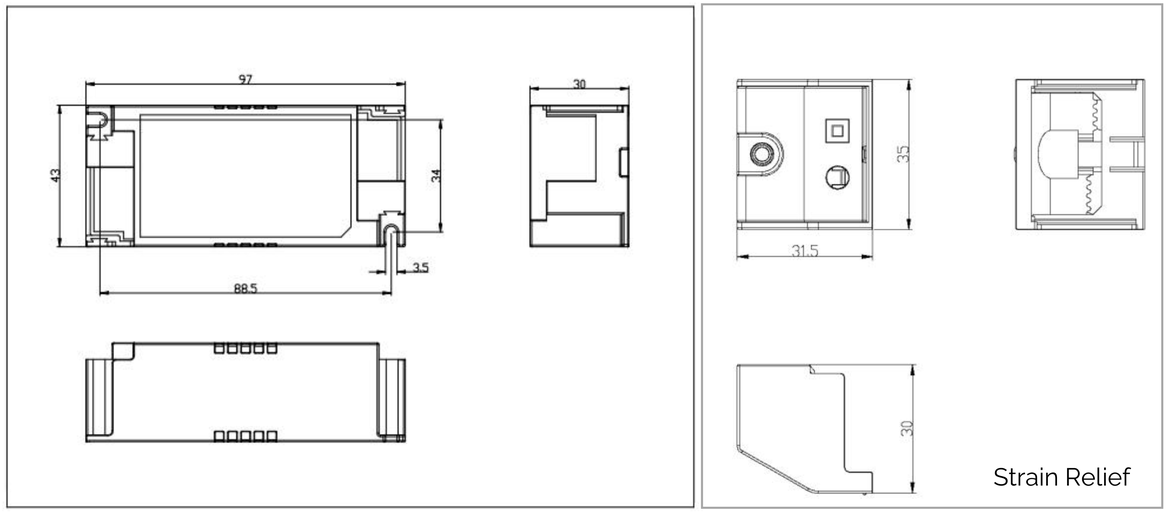

Notes for Figure 6:

1. Drawing dimensions are in millimeters
2. Unless otherwise specified, all linear tolerances are +/-1.0mm

DIP-switch operation instructions & operating window

Table 5: Dip-switch operation instructions & operating window

Dip-switch setting				U_{out}	I_{out}
1	2	3	4		
OFF	OFF	ON	OFF	24-42V	150 mA
ON	OFF	ON	OFF	24-42V	200 mA
OFF	ON	ON	OFF	24-42V	250 mA
ON	ON	ON	OFF	24-42V	300 mA
OFF	OFF	OFF	ON	24-42V	350 mA
ON	OFF	OFF	ON	24-42V	400 mA
OFF	ON	OFF	ON	24-42V	450 mA
ON	ON	OFF	ON	24-42V	500 mA
OFF	OFF	ON	ON	24-42V	550 mA
ON	OFF	ON	ON	24-42V	600 mA
OFF	ON	ON	ON	24-42V	650 mA
ON	ON	ON	ON	24-42V	700 mA

Wiring Diagram

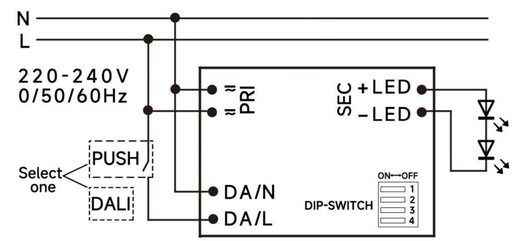

Table 6: Wiring

	Specification item	Value
PRI	Cable cross-section	0.5 – 1.5 mm² / AWG 16 - 20
	Stripping	7 - 9 mm
SEC	Cable cross-section	0.5 – 1.5 mm² / AWG 20 - 16
	Stripping	7 - 9 mm

Notes for Table 6:

1. Unless otherwise specified, all linear tolerances are +/-1.0mm

Packaging

Table 7: Packaging Box Configuration - BXDR-PS-30BT-E107D-01-A

Parameters	Specification
Driver quantity	TBD
Outer dimensions	TBD
Weight	TBD

Environmental and Regulatory Standards

Table 8: Environmental Conditions

Parameter	Specification
Ambient Operating Temperature	-20°C to + 50°C
Max. Case Temperature Tc	+80°C (max)
Max. Case Temperature (In fault condition)	+110°C
Humidity Rating	Maximum 90% Relative Humidity, non condensing
Storage Temperature	-40°C to + 80°C
Expected Lifetime	> 50,000 hours (Tc < 80°C)

Table 9: Regulatory Approvals and Compliance

Specification	Reference Standard	Condition
DC or AC supplied electronic controlgear for LED modules	EN 62384:2006/A1:2009	electronic controlgear for use on DC or AC supplies up to 1 000 V (alternating current at 50 Hz or 60 Hz) and with an output frequency which can deviate from the supply frequency
Conducted and Radiated EMI	EN 55015:2019+A1:2020 (CISPR 15:2018)	
Harmonic Current Emissions	EN IEC 61000-3-2:2014	
Voltage Fluctuations & Flicker	IEC 61000-3-3:2013	
ESD (Electrostatic Discharge)	IEC 61547:2009 Section 5.2 Test des.: IEC 61000-4-2	4 kV contact discharge, 8 kV air discharge, level 3
Continuous Radiated Disturbance	IEC 61547:2009 Section 5.3 Test des.: IEC 61000-4-3	3 V/m, 80 - 1000 MHz, 80% modulated at distance of 3 meters
Electrical Fast Transient	IEC 61547:2009 Section 5.5 Test des.: IEC 61000-4-4	± 1 kV on AC power port for 1 minute,
Surge	IEC 61547 Section 5.7 Test des.: IEC 61000-4-5	± 1 kV (differential mode)
Continuous Conducted Disturbance	IEC 61547:2009 Section 5.6 Test des.: IEC 61000-4-6	3V, 0.15-80 MHz, 80% modulated, Level 2
Voltage Dips	IEC 61547 Section 5.8, 5.9 Test des.: IEC 61000-4-11	70% dip during 25 cycles @ 50Hz, 30 cycles @ 60Hz 0% dip during ½ cycles

Regulatory Standards (continued)

Table 10: Safety Agency Approvals

Specification	Reference Standard	Condition
*ENEC / CE / UKCA	EN 61347-1:2015, EN 61347-2-13:2014/A1:2017	
Glow wire test	EN 61347-1:2015	Passed with increased temperature at 650°C

Table 11: DALI-2 DT6 Standards

Specification	Reference Standard	Condition
System Components (Part 101)	EN62386-101	
Control Gear (Part 102)	EN62386-102	
LED Module (Part 207)	EN62386-207	

Protection

Table 12: Protection

Parameters	Specification
Over Load Protection	103% - 120% Yes / Auto Resume
Over Voltage Protection	> 55Vdc Yes / Auto Resume
Short Circuit Protection	Yes / Auto Resume
Over-Temperature	Yes / Auto Resume

Design Resources

Application Notes

Please contact your Bridgelux sales representative for assistance on obtaining application support when designing with the Bridgelux Pallas-D Single Channel Driver. For a list of available resources, visit www.bridgelux.com.

Precautions

CAUTION: PRODUCT HANDLING

Handle the Pallas-D Single Channel Driver with care to prevent any damage from mechanical shock
It is recommended to handle this driver in a static-free environment
To maintain product warranty, the product must not be opened or disassembled and the installer must ensure that the driver's operating conditions do not exceed the maximum conditions stated within this data sheet.

CAUTION: PRODUCT INSTALLATION

Incorrect installation of the Pallas-D Single Channel Driver can cause irreparable damage to the driver, connected LEDs.
Pay attention when connecting the LED load and observe the correct polarity of the output terminals as specified in this data sheet and on the driver label. Hot plug-in or secondary switching of LEDs is not permitted and may cause a very high current to the LEDs.

CAUTION: ELECTRIC SHOCK

Be aware of the possibility of an electric shock hazard which can result in serious injury or death.
Disconnect power before servicing or installing this device.

Disclaimers

MINOR PRODUCT CHANGE POLICY

The rigorous qualification testing on products offered by Bridgelux provides performance assurance.
Slight cosmetic changes that do not affect form, fit, or function may occur as Bridgelux continues product optimization.

About Bridgelux: Bridging Light and Life™

At Bridgelux, we help companies, industries and people experience the power and possibility of light. Since 2002, we've designed LED solutions that are high performing, energy efficient, cost effective and easy to integrate. Our focus is on light's impact on human behavior, delivering products that create better environments, experiences and returns—both experiential and financial. And our patented technology drives new platforms for commercial and industrial luminaires.

For more information about the company, please visit
bridgelux.com
twitter.com/Bridgelux
facebook.com/Bridgelux
youtube.com/user/Bridgelux
linkedin.com/company/bridgelux
WeChat ID: BridgeluxInChina

46410 Fremont Blvd
Fremont, CA 94538 USA
Tel (925) 583-8400
www.bridgelux.com

© 2023 Bridgelux, Inc. All rights reserved 2023. Product specifications are subject to change without notice. Bridgelux, the Bridgelux stylized logo design and Pallas-D are registered trademarks of Bridgelux, Inc. Bridging Light and Life is a trademark of Bridgelux, Inc. All other trademarks are the property of their respective owners.

Bridgelux Pallas-D (DALI) Single Channel 30W Driver Product Data Sheet DS1219 Rev. A (04/2023)